

User Manual

Bio Matrix Scan

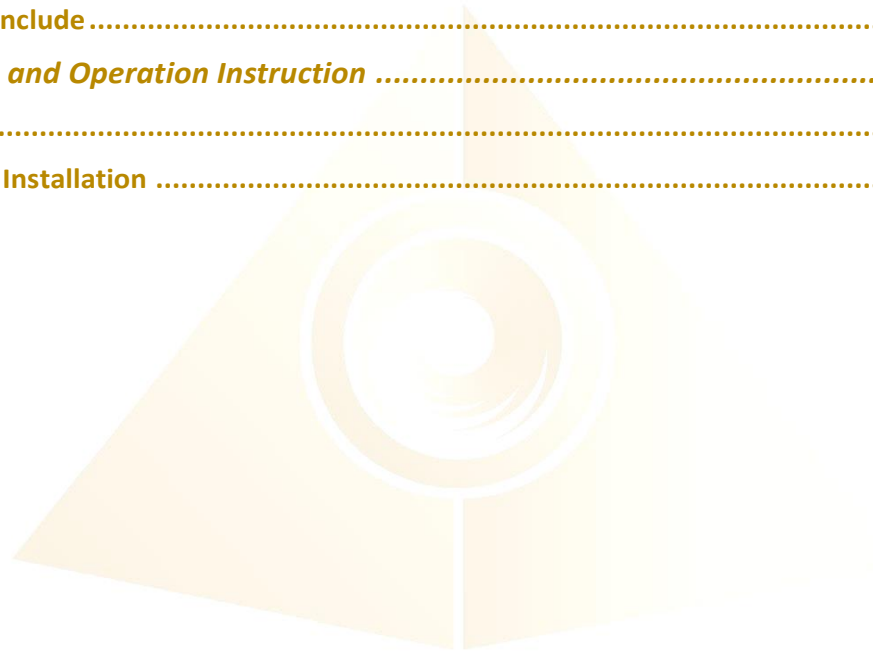


Please read the manual before using the tools.

Version 1.1

Table of Contents

1. General Notes	2
1.1. Product Feature and Intend Use	2
1.2. Warning	2
1.3. Warranty	3
1.4. Precautions	3
1.5. Maintenance	3
1.6. Product Include	4
2. Installation and Operation Instruction	5
2.1. Setup	5
2.2. Software Installation	8



1. General Notes

1.1. Product Feature and Intend Use

Thank you for using Light Mandalas Product. Bio Matrix Scan has been in good condition before leaving factory.

Bio Matrix Scan (BMS) is intended to be used for both assessing the state of one's health and controlling the efficacy of treatment. BMS is distinct from other systems in that it is simple to use. Operating the unit does not necessitate any particular medical training. It is possible to obtain survey results fast and easily by following the complete step-by-step user instructions.

BMS allows for the visual depiction of the body's reaction to medications and medical procedures.

Features

- Assess the status of the cardiovascular and vegetative nerve systems using variance analysis.
- Determine the degree of organism adaption and biological rhythm harmonization using the fractal analysis method.
- The user's biological age is determined.
- Displaying the results of two surveys at the same time in order to do a comparative analysis.
- The survey's results can be printed.

1.2. Warning

Pay close attention to each safety REMARK and WARNING statement in the manual. This manual contains important operation information.

This product is in perfect condition before delivery, please check all accessory when unpacking the unit.

1.3. Warranty

Each single product passes through a quality process. Nevertheless, if failures occur, contact the customer service at once. The product is under 12 months (1 year) warranty effectively according to the delivery date stated on the warranty card.

Warranty does not apply to damages, which result from misuse or neglect. The warranty also expires if you dismantle the product or failed to provide the warranty card. The manufacturer is not liable for consequential damage or in case of a non-intended use of the product.

If a failure occurs during the warranty period, the product will be replaced or repaired. The manufacturer reserves the right to exchange components of the product instead of repairing it. If the failure results from misuse or neglect, the user must pay for all cost that may occur. The freight cost and other costs will be depending on which Term & Conditions criteria the product falls into. **Import tax and Customs clearance duty cost is not included in the term of warranty.** In that case, you may ask for an estimated cost beforehand.

1.4. Precautions

1. Please check Bio Matrix Scan for damage during shipping. Do not use the tool if any damage is discovered. If the tool is damaged, please contact the dealer or Light Mandalas immediately.
2. Do not disassemble or modify the tool in any case.
3. Do not use the tool outdoors when rains
4. Keep dry and avoid excessive humidity, heat or dust.
5. Disconnect power when cleaning the tool or not in use.
6. Placing it on a well-ventilated surface.

1.5. Maintenance

1. Clean with soft cloth, humid tissue moistened with water.
2. In order to guarantee the fixture works properly, it's essential to keep it clean.

1.6. Product Include




1. Bag	x1
2. Right-sided Electrode	x1
3. Left-sided Electrode	x1
4. Bio Matrix Scan	x1
5. USB-C	x1

2. Setup and Installation Instruction

2.1. Setup


1. Connect BMS to Left-sided Electrode and Right-sided Electrode as the pictures.



Plug in the L (yellow) sided cable to the yellow Electrode.



Plug in the R (red) sided cable to the red Electrode.



Tighten a knot of each side properly.

2. Plug in USB-C to BMS



3. Connect BMS to your laptop/computer



4. Sit up with your back straight and try to relax yourself while you do scan.



5. Clip the yellow electrode on the left hand and the red electrode on the right hand.

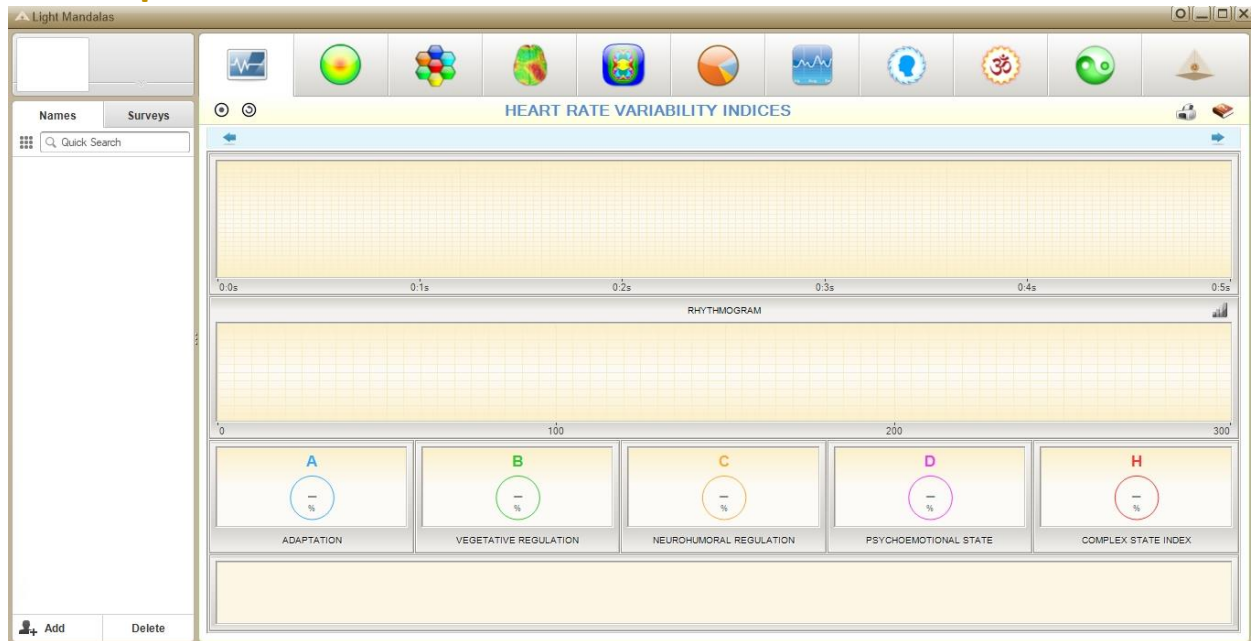


- *When you clip the electrodes, please try to keep a sensor plate at the middle of both of your wrists and try not to move while scanning as it may cause to a failure scanning.*
- *Please do not wear your jewelry such as rings and bracelets, during the scan.*

2.2 Software Installation

Download Software from this link:

<https://lmapp.de/emailclients/MandalaSoftwareGen2.2021-10-04.zip>



Main Interface

After the software installation, you can start to scan.

Read *Bio Matrix Scan – Software User Manual* for more information about this part.

Disclaimer

All content found on the Light-mandalas.com Website, Facebook Page, YouTube, including: text, images, video, audio, or other formats are intended for informational, educational and research purposes only and neither Light Mandalas Co. Ltd. nor the publishers of this content take responsibility for possible health consequences of any person or persons reading or following the information in this educational content and is not intended to be a substitute for professional medical advice, diagnosis, treatment or cure. Always seek the advice of your physician or other qualified health professionals with any questions you may have regarding a medical condition.

“No claims other than stress detection and stress reduction may be made”

Light Mandalas products are to be used as a Heart Rate Variability Biofeedback system and Light, Color and Sound therapy, designed for stress detection and stress reduction only. The devices do not evaluate any issue other than stress. Stress can come from many sources; this system uses light and color and sound therapies to reduce stress. Remember, there has never been any reported side effects using light, color and sound therapy anywhere in the world and throughout time.

Notes on the practices of low-level laser therapy (LLLT) and Biofeedback

Low-level laser therapy (LLLT) is considered investigational by the FDA, and no medical claims of cures are permitted in the US; at this time however, low-level lasers are defined within the scope of complimentary medical practices such as physiotherapy, aesthetic, Traditional Chinese Medicine and acupuncture, etc.

The FDA does not regulate Bio resonance tools but they do regulate biofeedback tools and some Bio resonance tools are registered under this category.

*It is a legal requirement at this time that the user does not make any medical claims of diagnosis or cure.

Precaution

Light Mandalas products are working on energetic level. The standard benefit is energy clearance. During the process, your body and mind can be uncomfortable. The symptoms associated with overly rapid clearance of toxins. If those detox symptoms are too strong, you may need to stop using the products. You have to allow the clearance or detox to proceed and you can start to try the products afterwards. However, if the issues still remain the same, it may need to be completely discontinued for your own safety

Shall there be any inquiry, please contact us for further support.

Light Mandalas Co., Ltd. (Thailand Headquarters):

- **Light Mandalas Website:** www.light-mandalas.com
- **Official:** info@light-mandalas.com
- **Instagram:** [@mandalawave9](https://www.instagram.com/mandalawave9)
- **YouTube Channel:** Light Mandalas Official
- **Technical Support Email:** cservice@light-mandalas.com

Local agents contacts:

- **Japan:** japan@light-mandalas.com
- **Taiwan:** lovelight777888@gmail.com
- **Indonesia:** lightseed2020bali@gmail.com
- **West Malaysia:** lightworker@healingtech.org
- **East Malaysia:** malaysia@light-mandalas.com
- **Hungary:** horesnyibela@light-mandalas.com
- **Switzerland, Germany, Austria, and the Netherlands:** info@light-mandalas.ch
- **France, Spain:** france-spain@light-mandalas.com
- **USA:** usa@light-mandalas.com
- **New Zealand, Australia:** tachyonhealing.nz@gmail.com